

uCertify

Course Outline

CIW: Site Development Associate (1D0-61B)



06 Jul 2024

1. Course Objective
2. Pre-Assessment
3. Exercises, Quizzes, Flashcards & Glossary
Number of Questions
4. Expert Instructor-Led Training
5. ADA Compliant & JAWS Compatible Platform
6. State of the Art Educator Tools
7. Award Winning Learning Platform (LMS)
8. Chapter & Lessons

Syllabus

Chapter 1: Markup Language and Site Development Essentials

Chapter 2: HTML5 Coding

Chapter 3: Cascading Style Sheets (CSS3) and Graphical Elements

Chapter 4: Hyperlinks

Chapter 5: HTML Tables

Chapter 6: Web Forms

Chapter 7: Video, Audio and Image Techniques

Chapter 8: Extending HTML

Chapter 9: GUI HTML Editors and Mobile Websites

Chapter 10: Website Development for Business

Videos and How To

9. Practice Test

Here's what you get

Features

10. Performance Based labs

Lab Tasks

Here's what you get

11. Post-Assessment

1. Course Objective

Start your prep for the CIW 1D0-61B exam with the CIW Site Development Associate course and lab. The lab provides a hands-on learning experience in a safe, online environment. Interactive chapters completely cover CIW 1D0-61B exam objectives and teach how to use technologies to enhance a user's web experience; and design and color principles for web pages. This CIW Site Development Associate practice test help ensure you are prepared for your certification exam.

2. Pre-Assessment

Pre-Assessment lets you identify the areas for improvement before you start your prep. It determines what students know about a topic before it is taught and identifies areas for improvement with question assessment before beginning the course.

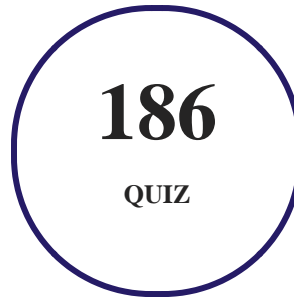
3. Exercises

There is no limit to the number of times learners can attempt these. Exercises come with detailed remediation, which ensures that learners are confident on the topic before proceeding.

46
EXERCISES

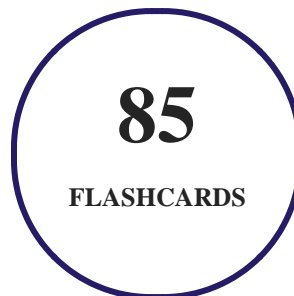
4. Quiz

Quizzes test your knowledge on the topics of the exam when you go through the course material. There is no limit to the number of times you can attempt it.



5. flashcards

Flashcards are effective memory-aiding tools that help you learn complex topics easily. The flashcard will help you in memorizing definitions, terminologies, key concepts, and more. There is no limit to the number of times learners can attempt these. Flashcards help master the key concepts.



6. Glossary of terms

uCertify provides detailed explanations of concepts relevant to the course through Glossary. It contains a list of frequently used terminologies along with its detailed explanation. Glossary defines the key terms.



7. Expert Instructor-Led Training

uCertify uses the content from the finest publishers and only the IT industry's finest instructors. They have a minimum of 15 years real-world experience and are subject matter experts in their fields. Unlike a live class, you can study at your own pace. This creates a personal learning experience and gives you all the benefit of hands-on training with the flexibility of doing it around your schedule 24/7.

8. ADA Compliant & JAWS Compatible Platform

uCertify course and labs are ADA (Americans with Disability Act) compliant. It is now more accessible to students with features such as:

- Change the font, size, and color of the content of the course
- Text-to-speech, reads the text into spoken words
- Interactive videos, how-tos videos come with transcripts and voice-over
- Interactive transcripts, each word is clickable. Students can clip a specific part of the video by clicking on a word or a portion of the text.

JAWS (Job Access with Speech) is a computer screen reader program for Microsoft Windows that reads the screen either with a text-to-speech output or by a Refreshable Braille display. Student can easily navigate uCertify course using JAWS shortcut keys.

9. State of the Art Educator Tools

uCertify knows the importance of instructors and provide tools to help them do their job effectively. Instructors are able to clone and customize course. Do ability grouping. Create sections. Design grade scale and grade formula. Create and schedule assessments. Educators can also move a student from self-paced to mentor-guided to instructor-led mode in three clicks.

10. Award Winning Learning Platform (LMS)

uCertify has developed an award winning, highly interactive yet simple to use platform. The SIIA CODiE Awards is the only peer-reviewed program to showcase business and education technology's finest products and services. Since 1986, thousands of products, services and solutions have been

recognized for achieving excellence. uCertify has won CODiE awards consecutively for last 7 years:

- **2014**

1. Best Postsecondary Learning Solution

- **2015**

1. Best Education Solution
2. Best Virtual Learning Solution
3. Best Student Assessment Solution
4. Best Postsecondary Learning Solution
5. Best Career and Workforce Readiness Solution
6. Best Instructional Solution in Other Curriculum Areas
7. Best Corporate Learning/Workforce Development Solution

- **2016**

1. Best Virtual Learning Solution
2. Best Education Cloud-based Solution
3. Best College and Career Readiness Solution
4. Best Corporate / Workforce Learning Solution
5. Best Postsecondary Learning Content Solution
6. Best Postsecondary LMS or Learning Platform
7. Best Learning Relationship Management Solution

- **2017**

1. Best Overall Education Solution
2. Best Student Assessment Solution
3. Best Corporate/Workforce Learning Solution
4. Best Higher Education LMS or Learning Platform

- **2018**

1. Best Higher Education LMS or Learning Platform

2. Best Instructional Solution in Other Curriculum Areas
3. Best Learning Relationship Management Solution

- **2019**

1. Best Virtual Learning Solution
2. Best Content Authoring Development or Curation Solution
3. Best Higher Education Learning Management Solution (LMS)

- **2020**

1. Best College and Career Readiness Solution
2. Best Cross-Curricular Solution
3. Best Virtual Learning Solution

11. Chapter & Lessons

uCertify brings these textbooks to life. It is full of interactive activities that keeps the learner engaged. uCertify brings all available learning resources for a topic in one place so that the learner can efficiently learn without going to multiple places. Challenge questions are also embedded in the chapters so learners can attempt those while they are learning about that particular topic. This helps them grasp the concepts better because they can go over it again right away which improves learning.

Learners can do Flashcards, Exercises, Quizzes and Labs related to each chapter. At the end of every lesson, uCertify courses guide the learners on the path they should follow.

Syllabus

Chapter 1: Markup Language and Site Development Essentials

- Creating Webpages
- Mobile and Cloud Issues
- Text Editors and Markup Languages

- Graphical User Interface (GUI) Editors
- History of Markup Languages
- The HTML Web Development Trifecta: HTML5, CSS3 and JavaScript
- Website Development Principles
- Hosting and Web Service Providers
- The uCorp Website
- Lesson Summary
- Optional Labs

Chapter 2: HTML5 Coding

- Introduction to Using HTML
- Elements and Markup Tags
- Document Structure Tags
- Website File Structure
- Preparing Your Development Environment
- Paragraph Formatting and Block-Level Elements
- Text-Level Elements
- Lists

- Good Coding Practice
- Optional Lab
- Lesson Summary

Chapter 3: Cascading Style Sheets (CSS3) and Graphical Elements

- Cascading Style Sheets (CSS3)
- Separating Content in HTML
- Images in Webpages
- HTML Entities
- Specifying Colors
- Page Colors and Backgrounds
- Specifying Font Information
- Web Design Issues
- Optional Lab
- Lesson Summary

Chapter 4: Hyperlinks

- Introduction to Hyperlinks

- The Anchor Element
- Creating Local Hyperlinks
- Creating External Hyperlinks
- Using Images as Hyperlinks
- Creating Internal Links
- Managing Hyperlinks
- Optional Lab
- Lesson Summary

Chapter 5: HTML Tables

- Introduction to HTML Tables
- CSS3 Properties for All Table Elements
- Table and Data Alignment Options
- Height and Width of Table Elements
- Column and Row Spanning
- HTML Tables vs. CSS3 Page Structure
- Lesson Summary

Chapter 6: Web Forms

- Introduction to Web Forms
- Web Forms and CGI
- HTML5 and Forms
- Basic Tags for Creating Web Forms
- Web Form Fields
- Optional Lab
- Lesson Summary

Chapter 7: Video, Audio and Image Techniques

- Introduction to Web Video, Audio and Image Techniques
- The <video> Element
- The <iframe> Element
- The <audio> Element
- Graphic Types
- Image Maps
- Image Transparency
- Image Interlacing
- Animation

- Creating and Managing Images
- Lesson Summary

Chapter 8: Extending HTML

- Extending HTML
- Server-Side and Client-Side Languages
- Server-Side Languages
- Client-Side Languages
- Dynamic HTML (DHTML)
- Document Object Model (DOM)
- HTML5 APIs
- Canvas
- Geolocation
- Drag-and-Drop Functionality
- Web Application Frameworks
- Connecting to a Database
- Optional Lab
- Lesson Summary

Chapter 9: GUI HTML Editors and Mobile Websites

- Introduction to GUI HTML Editors
- Types of GUI Editors
- GUI HTML Editor Functionality
- Creating Webpages with a GUI Editor
- HTML Text Editors vs. GUI Editors
- Previewing Pages and Validating Code
- Website Publishing
- Developing Webpages for Mobile Devices
- Mobile Apps vs. Dedicated Mobile Websites vs. Responsive Design Websites
- Optimizing a Website for Mobile Viewing
- Working with the Latest Web Technologies
- Optional Lab
- Lesson Summary

Chapter 10: Website Development for Business

- Developing a Business Website

- E-Commerce Considerations
- Internet Marketing and Search Engine Optimization (SEO)
- E-Commerce Payment Technologies
- Working in a Global Environment
- Databases and Webpages
- Optimizing the Impact of the Webpage
- Front-End Issues
- File Formats and Active Content
- Back-End Issues
- Bandwidth and Download Time
- Naming Webpage Files
- Optional Lab
- Lesson Summary

Videos and How To

uCertify course includes videos to help understand concepts. It also includes How Tos that help learners in accomplishing certain tasks.

22

VIDEOS

24

MINUTES

12. Practice Test

Here's what you get

30

PRE-ASSESSMENTS
QUESTIONS

4

FULL LENGTH TESTS

242

POST-ASSESSMENTS
QUESTIONS

Features

Each question comes with detailed remediation explaining not only why an answer option is correct but also why it is incorrect.

Unlimited Practice

Each test can be taken unlimited number of times until the learner feels they are prepared. Learner can review the test and read detailed remediation. Detailed test history is also available.

Each test set comes with learn, test and review modes. In learn mode, learners will attempt a question and will get immediate feedback and complete remediation as they move on to the next question. In test mode, learners can take a timed test simulating the actual exam conditions. In review mode, learners can read through one item at a time without attempting it.

13. Performance Based Labs

uCertify's performance-based labs are simulators that provides virtual environment. Labs deliver hands on experience with minimal risk and thus replace expensive physical labs. uCertify Labs are cloud-based, device-enabled and can be easily integrated with an LMS. Features of uCertify labs:

- Provide hands-on experience in a safe, online environment
- Labs simulate real world, hardware, software & CLI environment
- Flexible and inexpensive alternative to physical Labs
- Comes with well-organized component library for every task
- Highly interactive - learn by doing
- Explanations and remediation available
- Videos on how to perform

Lab Tasks

Here's what you get

38
VIDEO TUTORIALS

49
MINUTES

14. Live Labs

The benefits of live-labs are:

- Exam based practical tasks
- Real equipment, absolutely no simulations
- Access to the latest industry technologies
- Available anytime, anywhere on any device
- Break and Reset functionality
- No hardware costs

Lab Tasks

HTML5 Coding

- Creating a Simple HTML5 Page
- Creating Paragraph Breaks and Line Breaks With HTML5
- Using Headings in HTML5
- Indenting and Centering Text With HTML5
- Using Text-Level Phrasing Elements in HTML5
- Creating Lists With HTML5
- Documenting and Commenting on the HTML5 Code

Cascading Style Sheets (CSS3) and Graphical Elements

- Using an External Style Sheet With HTML5
- Assigning Inline CSS Attribute Values to the <hr> Tag in HTML5
- Incorporating Images in an HTML5 Page
- Changing Page Colors and Backgrounds With HTML5
- Formatting Text With CSS3

Hyperlinks

- Creating Local Text Hyperlinks in HTML5
- Creating External Hyperlinks
- Using Images as Hyperlinks

- Using Internal Hyperlinks

HTML Tables

- Creating HTML5 Tables to Organize Content

Web Forms

- Creating a Simple Web Form in HTML5
- Adding a Radio Button Group to an HTML5 Web Form
- Adding Check boxes to an HTML5 Web Form
- Adding a Single-Option Drop-Down List to an HTML5 Web Form
- Adding a Multiple-Option Select List to an HTML5 Web Form
- Adding a Scrolling Text Area Box to an HTML5 Web Form

Video, Audio and Image Techniques

- Adding a Video to an HTML5 Webpage
- Adding an iframe to an HTML5 Webpage
- Adding Audio to an HTML5 Webpage
- Defining a Client-Side Image Map

Extending HTML

- Using JavaScript to Detect the Browser Type
- Using Simple JavaScript to Create an Interactive Webpage
- Experimenting With the HTML5 Canvas API
- Experimenting With the Geolocation API
- Adding Drag-and-Drop Functionality to a Webpage

GUI HTML Editors and Mobile Websites

- Creating an HTML Table With a GUI Editor
- Creating External Hyperlinks With a GUI Editor
- Creating Bulleted and Numbered Lists With a GUI Editor
- Changing Font and Background Color With a GUI Editor
- Adding an Image to a Webpage With a GUI Editor

- Creating a Webpage With a GUI Editor

Here's what you get

38
LIVE LABS

38
VIDEO TUTORIALS


49
MINUTES

15. Post-Assessment


After completion of the uCertify course Post-Assessments are given to students and often used in conjunction with a Pre-Assessment to measure their achievement and the effectiveness of the exam.

GET IN TOUCH:

 3187 Independence Drive
Livermore, CA 94551,
United States

 +1-415-763-6300

 support@ucertify.com

 www.ucertify.com