

uCertify

Course Outline

AWS Technical Essentials



06 Jul 2024

1. Course Objective
2. Pre-Assessment
3. Exercises, Quizzes, Flashcards & Glossary
Number of Questions
4. Expert Instructor-Led Training
5. ADA Compliant & JAWS Compatible Platform
6. State of the Art Educator Tools
7. Award Winning Learning Platform (LMS)
8. Chapter & Lessons
Syllabus
Chapter 1: Introduction
Chapter 2: An Introduction to Amazon Web Services
Chapter 3: Working with AWS Storage Services
Chapter 4: Computing and Networking Services
Chapter 5: Managed Services and the Databases
Chapter 6: Deployment and Management
Chapter 7: Working with the AWS Simple Notification Service – SNS
Chapter 8: Working with AWS SQS
Chapter 9: Building an Application Using AWS
Videos and How To
9. Practice Test
Here's what you get
Features
10. Live labs
Lab Tasks
Here's what you get
11. Post-Assessment

1. Course Objective

Enroll yourself in the AWS Development Essentials course and lab to learn AWS programming. The lab is cloud-based, device-enabled, and can easily be integrated with an LMS. This AWS training course and lab help you with architecture systems and solve technical problems using the latest cloud computing technologies. In this course, you will learn about identifying key AWS storage options, Amazon EBS, Amazon S3 bucket creation, and sample code and libraries along with computing and networking services using Amazon EBS and EC2 instances.

2. Pre-Assessment

Pre-Assessment lets you identify the areas for improvement before you start your prep. It determines what students know about a topic before it is taught and identifies areas for improvement with question assessment before beginning the course.


3. Quiz

Quizzes test your knowledge on the topics of the exam when you go through the course material. There is no limit to the number of times you can attempt it.



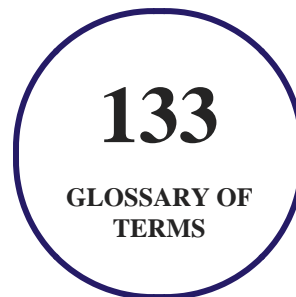
4. flashcards

Flashcards are effective memory-aiding tools that help you learn complex topics easily. The flashcard will help you in memorizing definitions, terminologies, key concepts, and more. There is no limit to the number of times learners can attempt these. Flashcards help master the key concepts.



5. Glossary of terms

uCertify provides detailed explanations of concepts relevant to the course through Glossary. It contains a list of frequently used terminologies along with its detailed explanation. Glossary defines the key terms.



6. Expert Instructor-Led Training

uCertify uses the content from the finest publishers and only the IT industry's finest instructors. They have a minimum of 15 years real-world experience and are subject matter experts in their fields. Unlike a live class, you can study at your own pace. This creates a personal learning experience and gives you all the benefit of hands-on training with the flexibility of doing it around your schedule 24/7.

7. ADA Compliant & JAWS Compatible Platform

uCertify course and labs are ADA (Americans with Disability Act) compliant. It is now more accessible to students with features such as:

- Change the font, size, and color of the content of the course
- Text-to-speech, reads the text into spoken words
- Interactive videos, how-tos videos come with transcripts and voice-over
- Interactive transcripts, each word is clickable. Students can clip a specific part of the video by clicking on a word or a portion of the text.

JAWS (Job Access with Speech) is a computer screen reader program for Microsoft Windows that reads the screen either with a text-to-speech output or by a Refreshable Braille display. Student can easily navigate uCertify course using JAWS shortcut keys.

8. State of the Art Educator Tools

uCertify knows the importance of instructors and provide tools to help them do their job effectively. Instructors are able to clone and customize course. Do ability grouping. Create sections. Design grade scale and grade formula. Create and schedule assessments. Educators can also move a student from self-paced to mentor-guided to instructor-led mode in three clicks.

9. Award Winning Learning Platform (LMS)

uCertify has developed an award winning, highly interactive yet simple to use platform. The SIIA CODiE Awards is the only peer-reviewed program to showcase business and education technology's finest products and services. Since 1986, thousands of products, services and solutions have been recognized for achieving excellence. uCertify has won CODiE awards consecutively for last 7 years:

- **2014**
 1. Best Postsecondary Learning Solution
- **2015**
 1. Best Education Solution

2. Best Virtual Learning Solution
3. Best Student Assessment Solution
4. Best Postsecondary Learning Solution
5. Best Career and Workforce Readiness Solution
6. Best Instructional Solution in Other Curriculum Areas
7. Best Corporate Learning/Workforce Development Solution

- **2016**

1. Best Virtual Learning Solution
2. Best Education Cloud-based Solution
3. Best College and Career Readiness Solution
4. Best Corporate / Workforce Learning Solution
5. Best Postsecondary Learning Content Solution
6. Best Postsecondary LMS or Learning Platform
7. Best Learning Relationship Management Solution

- **2017**

1. Best Overall Education Solution
2. Best Student Assessment Solution
3. Best Corporate/Workforce Learning Solution
4. Best Higher Education LMS or Learning Platform

- **2018**

1. Best Higher Education LMS or Learning Platform
2. Best Instructional Solution in Other Curriculum Areas
3. Best Learning Relationship Management Solution

- **2019**

1. Best Virtual Learning Solution
2. Best Content Authoring Development or Curation Solution
3. Best Higher Education Learning Management Solution (LMS)

- **2020**

1. Best College and Career Readiness Solution
2. Best Cross-Curricular Solution
3. Best Virtual Learning Solution

10. Chapter & Lessons

uCertify brings these textbooks to life. It is full of interactive activities that keeps the learner engaged. uCertify brings all available learning resources for a topic in one place so that the learner can efficiently learn without going to multiple places. Challenge questions are also embedded in the chapters so learners can attempt those while they are learning about that particular topic. This helps them grasp the concepts better because they can go over it again right away which improves learning.

Learners can do Flashcards, Exercises, Quizzes and Labs related to each chapter. At the end of every lesson, uCertify courses guide the learners on the path they should follow.

Syllabus

Chapter 1: Introduction

- What this course covers?
- What you need for this course?
- Who this course is for?
- Conventions

Chapter 2: An Introduction to Amazon Web Services

- A background of AWS and its needs
- The AWS Management Console

- AWS security measures
- AWS interaction through the SDK and IDE tools
- Summary

Chapter 3: Working with AWS Storage Services

- AWS storage options
- Working with Amazon EBS
- Working with AWS
- AWS Glacier
- Summary

Chapter 4: Computing and Networking Services

- Amazon Elastic Compute Cloud
- Best practices
- Tools
- Computing and networking tools and libraries
- Summary

Chapter 5: Managed Services and the Databases

- Amazon DynamoDB
- Amazon RDS
- Database tools and libraries
- DynamoDB local
- The RDS command-line tool
- Summary

Chapter 6: Deployment and Management

- AWS CloudFormation
- Alarms with Amazon CloudWatch
- Identity and Access Management
- Application deployment using AWS Elastic Beanstalk
- Summary

Chapter 7: Working with the AWS Simple Notification Service – SNS

- Identifying Amazon SNS
- The service models of Amazon SNS
- Accessing SNS using the Management Console

- The sample code and libraries of SNS
- Summary

Chapter 8: Working with AWS SQS

- AWS SQS
- The baseline concept and object models of SQS
- Code and libraries of the AWS SQS service
- Summary

Chapter 9: Building an Application Using AWS

- An overview of an application
- Tool selection
- Creating an application
- Summary

11. Practice Test

Here's what you get

25

PRE-ASSESSMENTS QUESTIONS

25

POST-ASSESSMENTS QUESTIONS

Features

Each question comes with detailed remediation explaining not only why an answer option is correct but also why it is incorrect.

Unlimited Practice

Each test can be taken unlimited number of times until the learner feels they are prepared. Learner can review the test and read detailed remediation. Detailed test history is also available.

Each test set comes with learn, test and review modes. In learn mode, learners will attempt a question and will get immediate feedback and complete remediation as they move on to the next question. In test mode, learners can take a timed test simulating the actual exam conditions. In review mode, learners can read through one item at a time without attempting it.

12. Live Labs

The benefits of live-labs are:

- Exam based practical tasks
- Real equipment, absolutely no simulations
- Access to the latest industry technologies
- Available anytime, anywhere on any device
- Break and Reset functionality
- No hardware costs

Lab Tasks

An Introduction to Amazon Web Services

- Creating a Custom AWS VPC
- Creating a Subnet within a VPC
- Creating an AMI from an EC2 Launched Instance
- Enabling CloudTrail

Working with AWS Storage Services

- Attaching Amazon EBS to an Instance
- Creating an Amazon S3 Bucket
- Creating a Glacier Vault

Computing and Networking Services

- Using Amazon EC2

Deployment and Management

- Creating a CloudWatch Alarm

Working with the AWS Simple Notification Service – SNS

- Creating an Amazon SNS Topic

Working with AWS SQS

- Enabling Long Polling in Amazon SQS from the AWS Management Console
- Publishing a Message
- Creating an SQS Queue
- Creating an IAM Role

Here's what you get

14

LIVE LABS

14

VIDEO TUTORIALS

30


MINUTES


13. Post-Assessment


After completion of the uCertify course Post-Assessments are given to students and often used in conjunction with a Pre-Assessment to measure their achievement and the effectiveness of the exam.

GET IN TOUCH:

 3187 Independence Drive
Livermore, CA 94551,
United States

 +1-415-763-6300

 support@ucertify.com

 www.ucertify.com