

uCertify

Course Outline

GED Test Prep 2023/2024



05 Oct 2024

1. Course Objective
2. Pre-Assessment
3. Exercises, Quizzes, Flashcards & Glossary
Number of Questions
4. Expert Instructor-Led Training
5. ADA Compliant & JAWS Compatible Platform
6. State of the Art Educator Tools
7. Award Winning Learning Platform (LMS)
8. Chapter & Lessons
Syllabus
Chapter 1: Introduction
Chapter 2: A Quick Glance at the GED Test
Chapter 3: The Ins and Outs of the Computerized GED Test
Chapter 4: The GED Test's Four Sections and You
Chapter 5: Succeeding on the GED Test
Chapter 6: Preparing for the Reasoning through Language Arts Test
Chapter 7: RLA Question Types and Solving Strategies
Chapter 8: Preparing for the Extended Response Component
Chapter 9: Writing an Extended Response Item
Chapter 10: A Graph, a Map, and You: Getting Ready for the Social Studies Test
Chapter 11: Social Studies Question Types and Solving Strategies
Chapter 12: From Aardvarks to Atoms: Confronting the Science Test
Chapter 13: Science Question Types and Solving Strategies
Chapter 14: Safety in Numbers: Facing the Mathematical Reasoning Test
Chapter 15: Mathematical Reasoning Question Types and Solving Strategies
Chapter 16: Ten Surefire Ways to Prepare for the GED Test
Chapter 17: Ten Tips for Surviving Test Day
Chapter 18: Appendix: Practicing Basic Computer Skills for the GED Test

Videos and How To

9. Practice Test

Here's what you get

Features

1. Course Objective

The GED Test Prep course is designed to help you achieve success on the General Educational Development (GED) test. The GED test offers individuals who have not completed high school the opportunity to earn an equivalent diploma recognized by employers and colleges nationwide. The course covers all four subject areas of the GED test: Mathematical Reasoning, Reasoning Through Language Arts, Science and Social Studies.

2. Pre-Assessment

Pre-Assessment lets you identify the areas for improvement before you start your prep. It determines what students know about a topic before it is taught and identifies areas for improvement with question assessment before beginning the course.

3. Exercises

There is no limit to the number of times learners can attempt these. Exercises come with detailed remediation, which ensures that learners are confident on the topic before proceeding.

464
EXERCISES

4. Quiz

Quizzes test your knowledge on the topics of the exam when you go through the course material. There is no limit to the number of times you can attempt it.



5. Expert Instructor-Led Training

uCertify uses the content from the finest publishers and only the IT industry's finest instructors. They have a minimum of 15 years real-world experience and are subject matter experts in their fields. Unlike a live class, you can study at your own pace. This creates a personal learning experience and gives you all the benefit of hands-on training with the flexibility of doing it around your schedule 24/7.

6. ADA Compliant & JAWS Compatible Platform

uCertify course and labs are ADA (Americans with Disability Act) compliant. It is now more accessible to students with features such as:

- Change the font, size, and color of the content of the course
- Text-to-speech, reads the text into spoken words
- Interactive videos, how-tos videos come with transcripts and voice-over
- Interactive transcripts, each word is clickable. Students can clip a specific part of the video by clicking on a word or a portion of the text.

JAWS (Job Access with Speech) is a computer screen reader program for Microsoft Windows that reads the screen either with a text-to-speech output or by a Refreshable Braille display. Student can easily navigate uCertify course using JAWS shortcut keys.

7. State of the Art Educator Tools

uCertify knows the importance of instructors and provide tools to help them do their job effectively. Instructors are able to clone and customize course. Do ability grouping. Create sections. Design grade scale and grade formula. Create and schedule assessments. Educators can also move a student from self-paced to mentor-guided to instructor-led mode in three clicks.

8. Award Winning Learning Platform (LMS)

uCertify has developed an award winning, highly interactive yet simple to use platform. The SIIA CODiE Awards is the only peer-reviewed program to showcase business and education technology's finest products and services. Since 1986, thousands of products, services and solutions have been recognized for achieving excellence. uCertify has won CODiE awards consecutively for last 7 years:

- **2014**

1. Best Postsecondary Learning Solution

- **2015**

1. Best Education Solution
2. Best Virtual Learning Solution
3. Best Student Assessment Solution
4. Best Postsecondary Learning Solution
5. Best Career and Workforce Readiness Solution
6. Best Instructional Solution in Other Curriculum Areas
7. Best Corporate Learning/Workforce Development Solution

- **2016**

1. Best Virtual Learning Solution
2. Best Education Cloud-based Solution
3. Best College and Career Readiness Solution
4. Best Corporate / Workforce Learning Solution
5. Best Postsecondary Learning Content Solution
6. Best Postsecondary LMS or Learning Platform
7. Best Learning Relationship Management Solution

- **2017**
 1. Best Overall Education Solution
 2. Best Student Assessment Solution
 3. Best Corporate/Workforce Learning Solution
 4. Best Higher Education LMS or Learning Platform

- **2018**
 1. Best Higher Education LMS or Learning Platform
 2. Best Instructional Solution in Other Curriculum Areas
 3. Best Learning Relationship Management Solution

- **2019**
 1. Best Virtual Learning Solution
 2. Best Content Authoring Development or Curation Solution
 3. Best Higher Education Learning Management Solution (LMS)

- **2020**
 1. Best College and Career Readiness Solution
 2. Best Cross-Curricular Solution
 3. Best Virtual Learning Solution

9. Chapter & Lessons

uCertify brings these textbooks to life. It is full of interactive activities that keeps the learner engaged. uCertify brings all available learning resources for a topic in one place so that the learner can efficiently learn without going to multiple places. Challenge questions are also embedded in the chapters so learners can attempt those while they are learning about that particular topic. This helps them grasp the concepts better because they can go over it again right away which improves learning.

Learners can do Flashcards, Exercises, Quizzes and Labs related to each chapter. At the end of every lesson, uCertify courses guide the learners on the path they should follow.

Syllabus

Chapter 1: Introduction

- About This Course
- A Few Assumptions
- Icons Used in This Course
- Where to Go from Here

Chapter 2: A Quick Glance at the GED Test

- What to Expect: The Testing Format
- Reviewing the Test Sections
- It's a Date: Scheduling the Test
- Taking the GED Test When English Is Your Second Language
- What You Have to Score to Pass the GED Test

Chapter 3: The Ins and Outs of the Computerized GED Test

- Familiarizing Yourself with the Computer
- Recognizing What the Questions Look Like on the Computer Screen

Chapter 4: The GED Test's Four Sections and You

- Examining the Reasoning through Language Arts Test

- Handling the Social Studies Test
- Knowing How to Grapple with the Science Test
- Conquering the Mathematical Reasoning Test

Chapter 5: Succeeding on the GED Test

- Leading Up to Test Time
- Using Practice Tests to Your Advantage
- Finding Out What to Take to the GED Test
- Making Sure You're Comfortable Before the Test Begins
- Discovering Important Test-Taking Strategies
- Keeping Your Head in the Game

Chapter 6: Preparing for the Reasoning through Language Arts Test

- Grasping What's on the Grammar and Language Component
- Rocking the Reading Comprehension Component
- Preparing for the RLA Test with Tactics That Work

Chapter 7: RLA Question Types and Solving Strategies

- Tackling Grammar and Language Questions

- Choosing Wisely in the Reading Component

Chapter 8: Preparing for the Extended Response Component

- Examining the Extended Response Item
- Writing the RLA Extended Response

Chapter 9: Writing an Extended Response Item

- Getting Familiar with RLA Extended Response
- A Sample Extended Response Prompt
- Evaluating Your Response
- Checking Out a Sample Response

Chapter 10: A Graph, a Map, and You: Getting Ready for the Social Studies Test

- Looking at the Skills the Social Studies Test Covers
- Understanding the Social Studies Test Format and Content
- Examining Preparation Strategies That Work

Chapter 11: Social Studies Question Types and Solving Strategies

- Answering Questions about Text and Visual Materials

- Acing the Social Studies Items
- Managing Your Time for the Social Studies Test

Chapter 12: From Aardvarks to Atoms: Confronting the Science Test

- Looking at the Skills the Science Test Covers
- Understanding the Test Format and What Topics Are Covered
- Examining Preparation Strategies That Work

Chapter 13: Science Question Types and Solving Strategies

- Tackling the Science Test Questions
- Practicing with Sample Items
- Managing Your Time for the Science Test

Chapter 14: Safety in Numbers: Facing the Mathematical Reasoning Test

- Looking at the Skills the Math Test Covers
- Understanding the Test Format
- Revealing Some Helpful Prep Pointers

Chapter 15: Mathematical Reasoning Question Types and Solving Strategies

- Perfecting Your Approach with Sample Questions
- Using the Mathematical Reasoning Test's Special Features
- Managing Your Time for the Math Test

Chapter 16: Ten Surefire Ways to Prepare for the GED Test

- Strategizing Where and When You Will Test
- Taking Practice Tests
- Studying Subject-Matter Books
- Enrolling in a GED Test Preparation Class
- Setting a Time and a Place to Study
- Getting Familiar with the Computer, Calculator, and Formula Sheet
- Preparing for the Test in Your Mind
- Getting Good Rest the Week before the Test
- Making Sure You Have Proper Identification
- Setting Up Your Test Area or Getting to the Test Site

Chapter 17: Ten Tips for Surviving Test Day

- Wear Comfortable Clothes
- Arrive at the Test Site Early

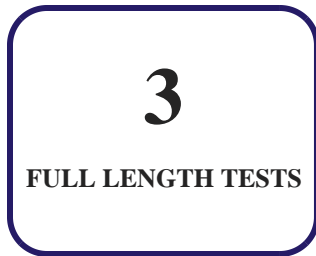
- Keep Conversations Light and Short
- Arrange Your Work Area
- Relax and Breathe
- Stay Focused on the Task at Hand
- Look at Only Your Test
- Start with the Easy Questions
- Write Clearly and Carefully
- Do Your Best, No Matter What

Chapter 18: Appendix: Practicing Basic Computer Skills for the GED Test

- Using a Mouse
- Practicing Your Typing on a Keyboard

10. Practice Test

Here's what you get



Features

Each question comes with detailed remediation explaining not only why an answer option is correct but also why it is incorrect.


Unlimited Practice

Each test can be taken unlimited number of times until the learner feels they are prepared. Learner can review the test and read detailed remediation. Detailed test history is also available.


Each test set comes with learn, test and review modes. In learn mode, learners will attempt a question and will get immediate feedback and complete remediation as they move on to the next question. In test mode, learners can take a timed test simulating the actual exam conditions. In review mode, learners can read through one item at a time without attempting it.

GET IN TOUCH:

 3187 Independence Drive
Livermore, CA 94551,
United States

 +1-415-763-6300

 support@ucertify.com

 www.ucertify.com